

PARALLEL PLAN

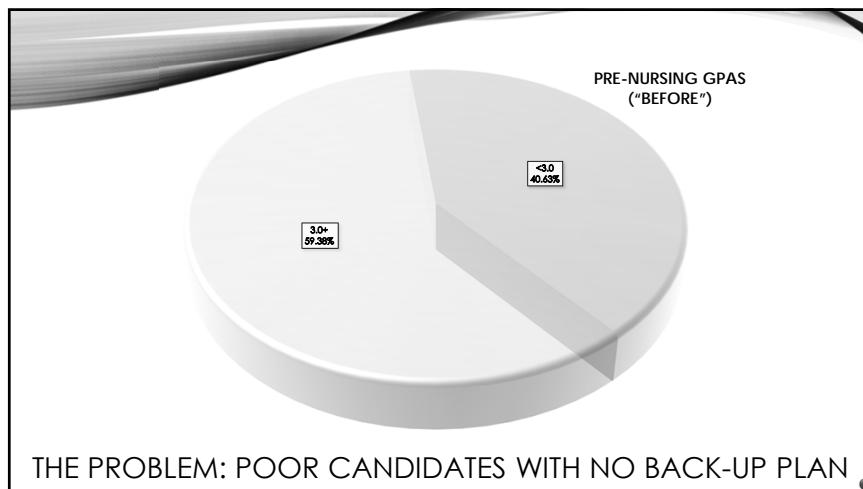
An Alternate Path to Success

Want to join in on questions during the presentation?
Text "BONNIEMCCART806" to #37607.

Bonnie A. McCarty & Stacey Jones
CBHS Advising Center
College of Behavioral & Health Sciences
Middle Tennessee State University

SUSIE'S STORY

XXX

THE SOLUTION: PARALLEL PLAN

- ▶ Every student chooses an alternate major in the first semester
- ▶ Every academic plan considers both majors
 - ▶ Gen ed choices
 - ▶ Open slots in schedule
- ▶ Every advising session positively frames the dual goals

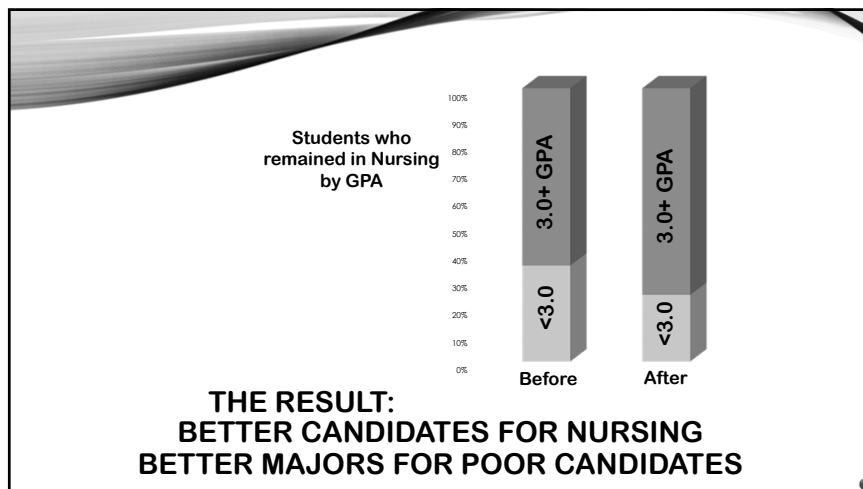
A MAN, A PLAN, A PREZI....

The screenshot shows a Prezi presentation with the following content:

- Step 1: Investigate Your Options**
- Step 2: Explore Your Interests**
- Step 3: Build Your Parallel Plan**
 - Your Parallel Plan Major:** Name, Major, Advisor, Contact info.
 - Application Requirements:** How competitive is the major? (if applicable), Typical # of apps, Typical # of accepts, Application requirements & notes.
 - Program Requirements:** Eligibility requirements (if applicable: Minimum GPA of 2.75; C or higher in CHEM 2050; etc.), Any general education requirements that are different than nursing?
 - Starting Point:** If you have open spots in your schedule, which 4 or 5 classes should you take that are different from pre-nursing requirements?
- Step 4: Stay On Track**
 - Discuss with academic advisor/academic advisor
 - Review and update as needed

COGNITIVE REFRAMING

- ▶ Mental preparation for the transition (if needed)
- ▶ Not a failure--Simply switching to the alternate goal
- ▶ Recognition that alternate major is a better match for skills



ISSUES & LIMITATIONS

- ▶ Low participation rate
 - ▶ Didn't understand purpose or importance
 - ▶ Didn't take it seriously
 - ▶ Unwilling to dedicate enough time and attention to it
- ▶ Poor attendance at informational workshops

ISSUES & LIMITATIONS

- ▶ Technology issues
 - ▶ Students weren't familiar with Acrobat Reader
 - ▶ Students didn't know how to open file in Reader instead of browser
- ▶ Challenges with other majors
 - ▶ Providing basic advising without increasing workloads of other advisors
 - ▶ Students lacked skills to research their Parallel Plan major

APPLICATION TO OTHER MAJORS

- ▶ Can be helpful in any major
 - ▶ Interests may change
 - ▶ May become ineligible or non-competitive for a program
 - ▶ Life events may affect ability to continue in current major
- ▶ Benefits
 - ▶ Reduction of future stress
 - ▶ Immediate access to back-up plan if/when needed
 - ▶ Exploration of other options may lead to better match for student's skills/interests

FUTURE DIRECTIONS

MTSU has moved away from pre-nursing. Our ideas if it continued:

- ▶ Provide guidance on suggested majors
 - ▶ Similar to nursing—Healthcare, Public service, etc.
 - ▶ Nursing pre-reqs count toward major or electives
 - ▶ Link to that major's website at MTSU for career info, course requirements, etc.
 - ▶ Info about majors that would *not* work well with nursing pre-reqs

FUTURE DIRECTIONS

- ▶ Improve Parallel Plan worksheet
 - ▶ Better explanation and visual assistance with reviewing and choosing majors
 - ▶ Incorporate academic maps into major review and comparison process
 - ▶ Add more instructions and request more details in "Starting Point" section
- ▶ Work more closely with Career Development Center
 - ▶ Incorporate resources such as Myers-Briggs, Strong's, and Holland Inventories
 - ▶ Tie into their career information resources
 - ▶ Establish formal referral process for students needing further assistance

SUSIE'S STORY, REVISITED



CONTACT US

Bonnie A. McCarty Bonnie.McCarty@mtsu.edu

Stacey Jones Stacey.Jones@mtsu.edu

CBHS Advising Center
College of Behavioral & Health Sciences
Middle Tennessee State University



Step 1: Explore Your Interests




Top 3 Career Clusters

#1:

#2:

#3:




Top 3 Alt Majors

#1:

#2:

#3:



Building A Parallel Plan

Name: _____

M#: _____

Date: _____

Step 2: Investigate your Options

Click the box to mark your top choice!

Possible Major #1:

Competitive?

Requirements?

Careers?

Possible Major #2:

Competitive?

Requirements?

Careers?

Possible Major #3:

Competitive?

Requirements?

Careers?

Step 3: Build Your Parallel Plan

Your Parallel Plan Major:

Major:

Website:

Advisor:

Contact Info:

Application Required?

How competitive is the major? (if applicable)

Typical # of apps:

Typical # of accepts:

Application requirements & notes:

*If this major is competitive, be sure to make a 2nd plan with a **non-competitive** major!*

Program Requirements

Eligibility requirements (Example: "Minimum GPA of 2.75", "C or higher in CHEM 2030", etc.):

Any general education requirements that are *different* than nursing?

Starting Point

If you have open spots in your schedule, which 4 or 5 classes should you take first (that are different from pre-nursing requirements)?


Step 4: Stay On Track

Discuss with academic advisor before registering

Review and update as needed

Student Handout:

Create a Parallel Plan

- **Open the form:**
www.mtsu.edu/cbhsadv/NURS_ParallelPlanForm.pdf
- Save the form by clicking  on the top left.
- Go to your saved location to open the form in Acrobat Reader. (Having trouble? See Troubleshooting Tips on the right.)
- **Open the Prezi:** prezi.com/mwdimgv2khnl/parallel-plan
- Click the Play ► button at the bottom left of the Prezi.
- Click links and fill out the worksheet as instructed by the Prezi.
- **Submit the completed worksheet** to your academic advisor.

Troubleshooting Tips

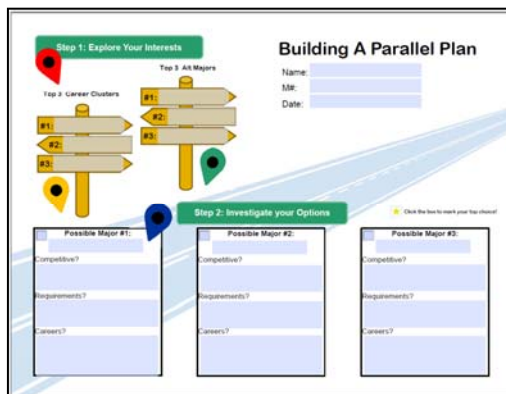
Open the file in Adobe Acrobat Reader:

Download Reader for free at get.adobe.com/reader. To open the file in Reader: Save the worksheet to your computer. Go to the location where you saved your file (Documents, Desktop, etc). Right-click on it and choose "Open with...Adobe Reader".

Try another computer or browser:

A few possible internet browsers: Chrome, Firefox, Internet Explorer, Windows Edge, or Safari. Use an actual computer (laptop, Chromebook, PC, etc.) versus a mobile device (smart phone, small tablet without keyboard, etc). Try a different computer in case security settings on your computer are creating your problem.

Still having trouble? Contact your academic advisor for assistance!



Building A Parallel Plan

Step 1: Explore Your Interests

Top 3 Career Clusters: #1, #2, #3

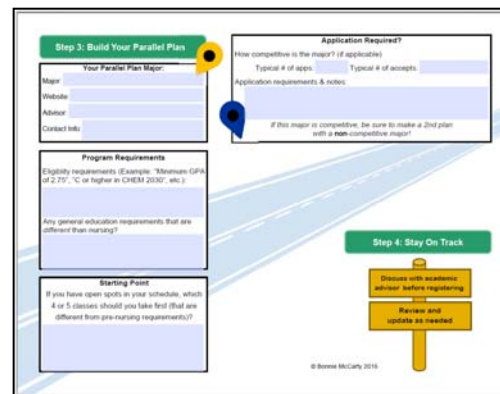
Top 3 All Majors: #1, #2, #3

Name: _____
MR: _____
Date: _____

Step 2: Investigate your Options

Possible Major #1:	Possible Major #2:	Possible Major #3:
Competitive?	Competitive?	Competitive?
Requirements?	Requirements?	Requirements?
Careers?	Careers?	Careers?

Click the box to mark your top choice!



Step 3: Build Your Parallel Plan

Your Parallel Plan Major:

Major: _____
Website: _____
Advisor: _____
Contact info: _____

Application Required?

How competitive is the major? (if applicable)
Typical # of apps: _____ Typical # of accepts: _____
Application requirements & notes: _____

If this major is competitive, be sure to make a 2nd plan with a non-competitive major!

Program Requirements

Eligibility requirements (Example: "Minimum GPA of 2.75", "C or higher in CHEM 2030", etc.) _____

Any general education requirements that are different than nursing? _____

Starting Point

If you have open spots in your schedule, which 4 or 5 classes should you take first that are different from pre-nursing requirements? _____

Step 4: Stay On Track

Discuss with academic advisor before registering.
Review and update as needed.

© Bonnie McClary 2016



Contact Us

Bonnie A. McCarty Bonnie.McCarty@mtsu.edu

Stacey Jones Stacey.Jones@mtsu.edu

**Want a copy of the Prezi script? The Publisher or PDF file of the worksheet?
Have questions? Just let us know how we can help!**

Nursing Info Toolbox: mtsu.edu/cbhsadv/pre-nursingtoolbox.php

Nursing Info for Prospective Students: mtsu.edu/cbhsadv/NursingInfo.php

CBHS Advising Center

College of Behavioral & Health Sciences

Middle Tennessee State University